




# CITATION AWARD DINNER

AN EVENING OF CONNECTION,  
COMPASSION, AND COMMUNITY.


VIEW@home guide  
November 9, 2022, 7:15 pm

## Option 1: HDMI cable from laptop to TV



**Step 1:** Connect an HDMI cable from your laptop to your TV.  
Note which HDMI input on your TV you plugged the cable into.

**Step 2:** Switch your TV to that corresponding HDMI input using the input (or source) button on your TV's remote control.

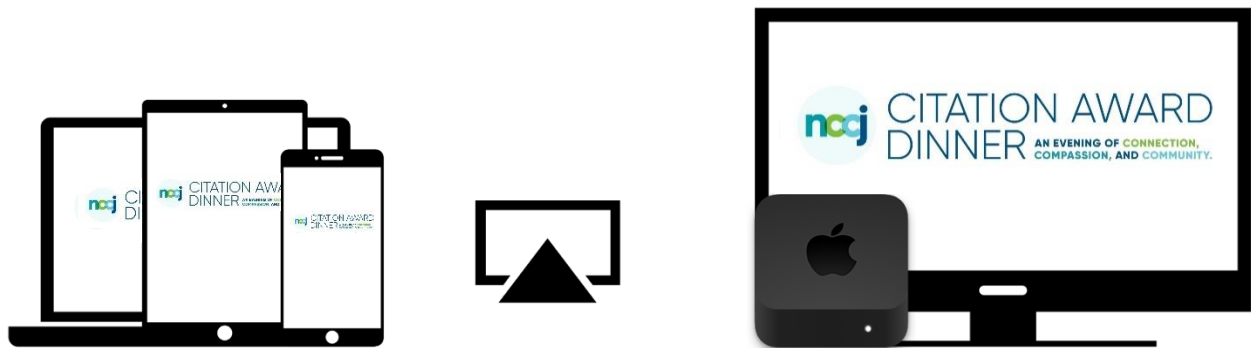
**Step 3:** On your laptop open a browser and navigate to [nccjtriad.org/cad2022](http://nccjtriad.org/cad2022) Press the play button  to begin the show.

**Step 4:** At the bottom right of the video, press the Full Screen button  to maximize your view.

**Step 5:** While you enjoy the program, please go to [bit.ly/nccj2022](http://bit.ly/nccj2022) or text NCCJ to 44-321 to


Donate Now

## Option 2: AirPlay to an Apple TV





**Step 1:** This option requires an iOS device and an Apple TV.

**Step 2:** Turn on your TV and switch it over to the Apple TV just like you normally would.


**Step 3:** On your iPhone, iPad or MacBook laptop go to [nccjtriad.org/cad2022](http://nccjtriad.org/cad2022). Press the play button  to begin the show.

**Step 4:** On your iPhone or iPad swipe down from the top right corner and press the AirPlay button .

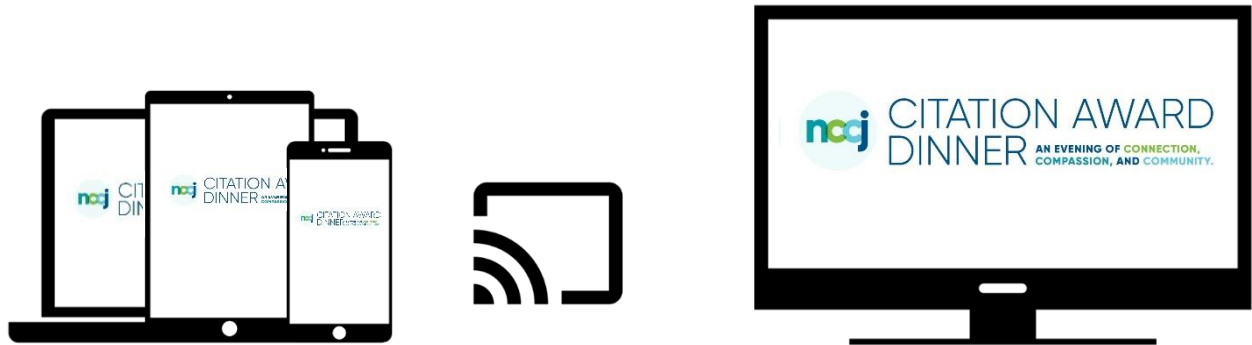
If you are using a MacBook, press the AirPlay button  at the top of your screen in the menu bar.

If you don't see the Airplay button, in the menu bar at the top click the Search button  and search for Displays. In the window that pops up find AirPlay Display at the bottom and select your Apple TV from the list.

**Step 5:** At the bottom right of the video, press the Full Screen button  to maximize your view.


**Step 6:** While you enjoy the program, please go to [bit.ly/nccj2022](http://bit.ly/nccj2022) or text NCCJ to 44-321 to 


## Option 3: Chromecast to a Smart TV



**Step 1:** This option requires a Smart TV running Android, or a Roku or Fire TV with the YouTube App installed.

**Step 2:** Turn on your TV. Don't worry about selecting a source, it should switch over automatically for you.

**Step 3:** On your phone, tablet or laptop's browser go to [nccjtriad.org/cad2022](http://nccjtriad.org/cad2022). Press the play button  to begin the show.

**Step 4:** At the top of the page, press the Chromecast button . Your device will search for compatible Smart TVs, Rokus and Fire TVs. Select the correct device to which you want to Chromecast. If you selected a Roku or Fire TV, switch your TV over to that input like you normally would.

**Step 5:** At the bottom right of the video, press the Full Screen button  to maximize your view.

**Step 6:** While you enjoy the program, please go to [bit.ly/nccj2022](http://bit.ly/nccj2022) or text NCCJ to 44-321 to 